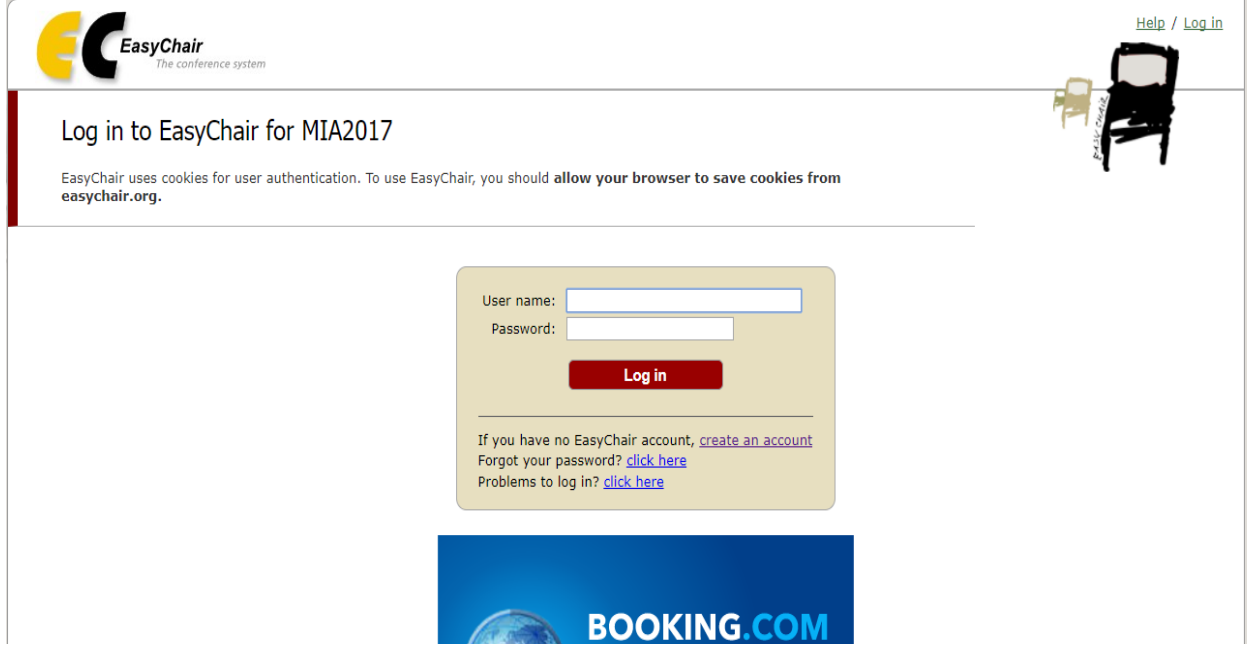


X. ULUSLARARASI KATILIMLI TIP BİLİŞİMİ KONGRESİ EasyChair Kullanma Klavuzu

<https://easychair.org/conferences/?conf=mia2017> adresine tıklayınız. Karşınıza gelecek ekran şekildeki gibi olacaktır. Bu ekrandan “create an account” bağlantısına tıklayınız.



EasyChair
The conference system

Help / Log in

Log in to EasyChair for MIA2017

EasyChair uses cookies for user authentication. To use EasyChair, you should **allow your browser to save cookies from easychair.org**.

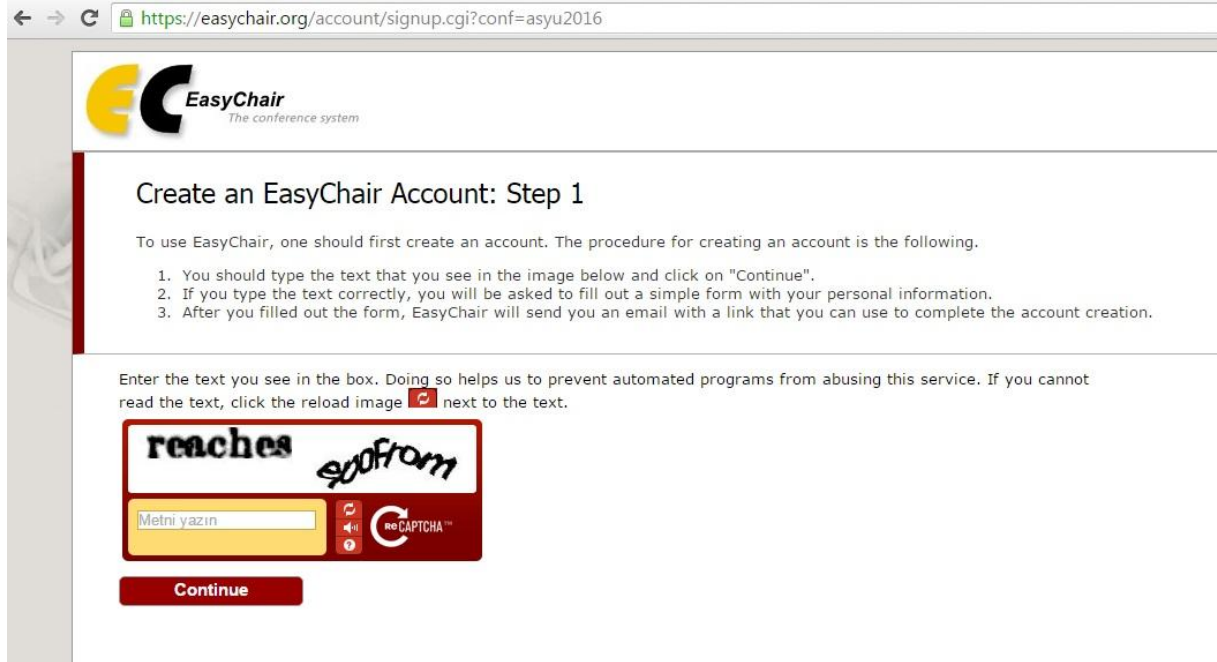
User name:
Password:

Log in

If you have no EasyChair account, [create an account](#)
Forgot your password? [click here](#)
Problems to log in? [click here](#)

BOOKING.COM

2. aşama olarak ekranda gördüğünüz güvenlik kodunu girip “continue” butonuna tıklayınız.




← → ↻ <https://easychair.org/account/signup.cgi?conf=asyu2016>

EasyChair
The conference system

Create an EasyChair Account: Step 1

To use EasyChair, one should first create an account. The procedure for creating an account is the following.

1. You should type the text that you see in the image below and click on "Continue".
2. If you type the text correctly, you will be asked to fill out a simple form with your personal information.
3. After you filled out the form, EasyChair will send you an email with a link that you can use to complete the account creation.

Enter the text you see in the box. Doing so helps us to prevent automated programs from abusing this service. If you cannot read the text, click the reload image  next to the text.


reaches from

Metni yazın

Continue

3. aşamada ad, soyad ve e-posta alanlarını doldurup, “continue” butonuna basınız.

← → ↻ https://easychair.org/account/signup.cgi?recaptcha_challenge_field=03AHJ_Vuv6GEB7-tiNEsABAQagPDU4WnxYnrSckZvTBzG9rfg1rz



Create an EasyChair Account: Step 2

Please fill out the following form. The required fields are marked by (*)
Note that **the most common reason for failing to create an account is an incorrect email address** so please type your email address correctly.

First name[†] (*):
Last name (*):
Email address (*):
Retype email address (*):

Continue

[†] Note: leave first name blank if you do not have one. If you are not sure how to divide your name into the first and last name, [read the Help article about names.](#)
You may also be interested about [our policy for using personal information.](#)

4. aşamada e-mail adresinize gelen linke tıklayarak onaylayınız.

EasyChair account confirmation

Dear İsmim Soyismim,

We received a request to create an EasyChair account for you. To create an EasyChair account, please click this link:

<https://www.easychair.org/account/create.cgi?code=il3oyy4fz62TYcxw0FeF>

Best regards,
EasyChair.

Please do not reply to this email. This email address is used only for sending email so you will not receive a response.

Yukarıdaki şekilde verilen linki onayladıktan sonra çıkan ekranda size sorulan bilgileri doldurup **“Create my account”** bağlantısına tıklayınız.

Signing Up for EasyChair: Last Step
Hello İsmim Soyismim! To complete the creation of your account please fill out the following form.

User names are case-insensitive
User name (*): kullanıcıAdı
User name kullanıcıAdı is available!

First name (*): İsmim
Last name (*): Soyismim
Country (*): Turkey
Company/organisation (*):
Homepage:
Phone (*):
Address for correspondence (*):
Password (*): *****
Retype the password (*): *****

(**) Note: leave first name blank if you do not have one. If you are not sure how to divide your name into the first and last name, [read the Help article about names](#). You may also be interested about [our policy for using personal information](#).

Son aşama olarak <https://easychair.org/conferences/?conf=mia2017> bağlantısına tıklayıp belirlemiş olduğunuz kullanıcı adı ve şifreyle giriş yapabilirsiniz.

Yeni bir bildiri yüklemek için **New Submission** yazısını tıklamanız gerekmektedir. Bu işlemi yaptıktan sonra yazar(lar) ve bildiri hakkında bilgileri gireceğiniz alanları doldurmanız yeterli olacaktır. Alanların doldurulmasından sonra aynı ekran alanında altta yer alan **Uploads** kısmında bildirinizi sisteme yükleyip **Submit** butonuna basarak bildirinizi sisteme yükleme işlemi tamamlayınız.

New Submission for MIA2017

Follow the instructions, step by step, and then use the "Submit" button at the bottom of the form. The required fields are marked by (*).

Author Information

For each of the authors please fill out the form below. Some items on the form are explained here:

- Email address** will only be used for communication with the authors. It will not appear in public Web pages of this conference. The email address can be omitted for authors who are not corresponding. These authors will also have no access to the submission page.
- Web page** can be used on the conference Web pages, for example, for making the program. It should be a Web page of the author, not the Web page of her or his organization.
- Each author marked as a **corresponding author** will receive email messages from the system about this submission. There must be at least one corresponding author.

Author 1 ([click here to add yourself](#)) ([click here to add an associate](#))

First name (*):
Last name (*):
Email (*):
Country (*):
Organization (*):
Web page:
 corresponding author

Author 2 ([click here to add yourself](#)) ([click here to add an associate](#))

First name* (*):

Last name (*):

Email (*):

Country (*):

Organization (*):

Web site:

Corresponding author:

Author 3 ([click here to add yourself](#)) ([click here to add an associate](#))

First name* (*):

Last name (*):

Email (*):

Country (*):

Organization (*):

Web site:

Corresponding author:

[Click here to add more authors](#)

* Note: leave first name blank if there is no first name. If you are not sure how to divide a name into the first and last name, [read the Help article about names](#).

Title and Abstract

The title and the abstract should be entered as plain text, they should not contain HTML elements.

Title (*):

The abstract should not exceed 200 words

Abstract (*):

Keywords

Type a list of keywords (also known as key phrases or key terms), **one per line** to characterize your submission. You should specify at least three keywords.

Keywords (*):

Uploads

The following part of the submission form was added by MIA2017. It has neither been checked nor endorsed by EasyChair

Paper. Upload your paper. The paper must be in PDF format (file extension .pdf)

Dosya seçilmedi

Ready?

If you filled out the form, press the 'Submit' button below. **Do not press the button twice: uploading may take time!**